


# Using Google Classroom on family computer or device

You can download the Google Classroom app for iOS or Android from the App Store or Play Store, and then login with your school username and password, see here:

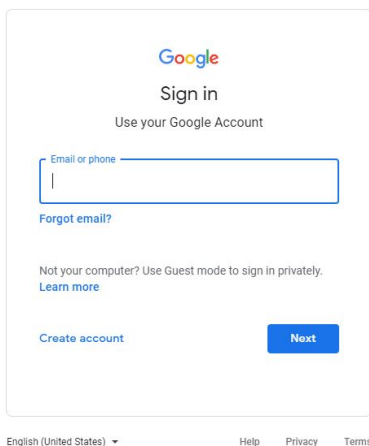


Alternatively you can follow the below instructions to use Classroom via a web browser.


- 1) Go to [Google.co.uk](https://www.google.co.uk) and login with your school email address and password



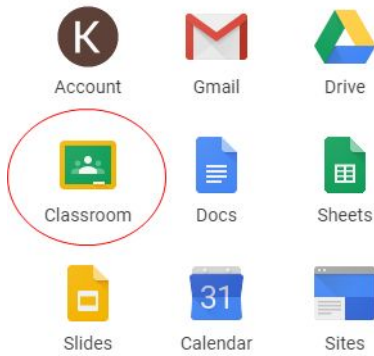
- 2) Enter the details on the sign in page:



- 3) Once the page loads, press this button on the top right hand corner:

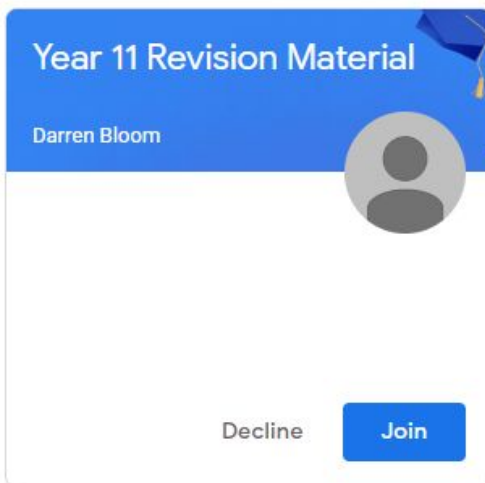


4) , click on the icon that says "Classroom"

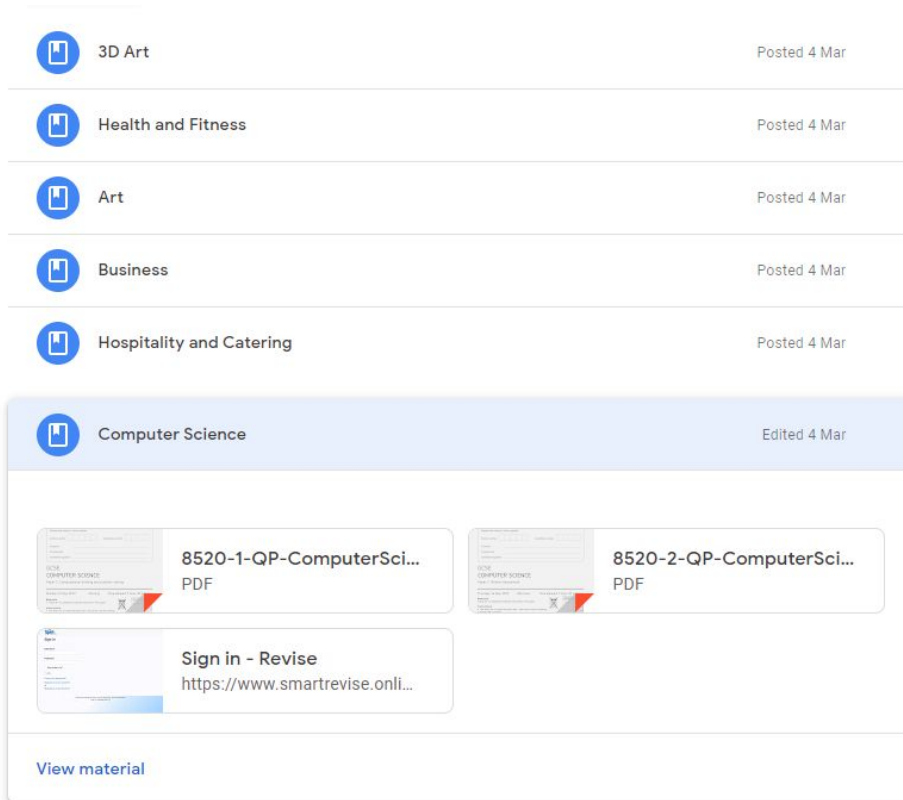


5) Check it is your username and accept and then press 'I am a student' if asked

6) Click on the Classroom that appears - press join for all your classes.

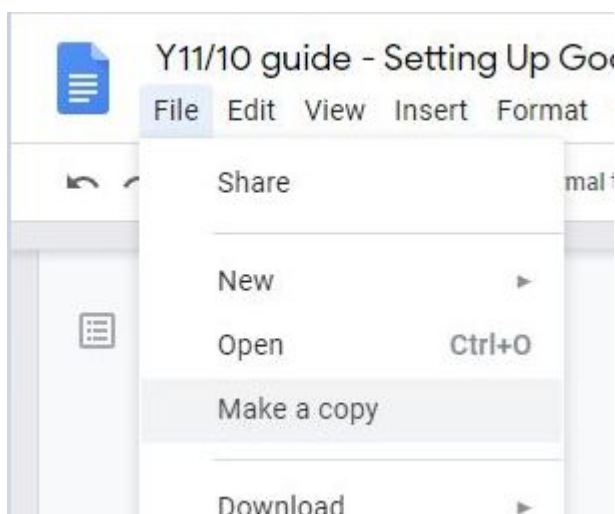


7) On the classwork tab you will see all of the work that has been placed for you to do:



8) You can now press on the documents to view the material posted by your teachers.

9) When you have your work open from Classroom as a Google Doc or Sheet, press File then Make a copy then ok to save a copy to your drive for you to work on. As per the below:

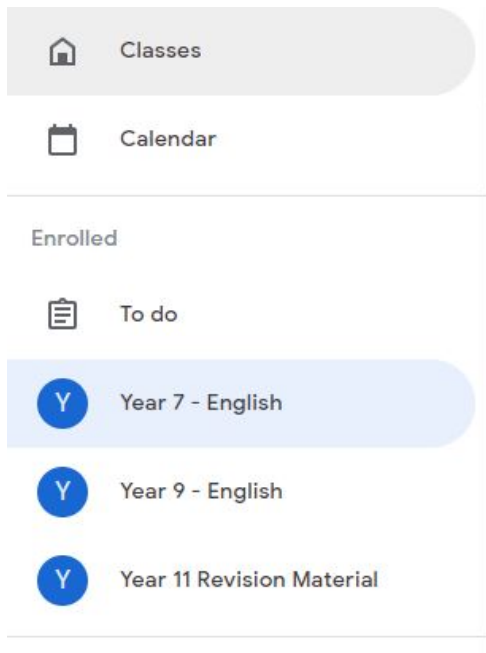


10) To access any work you have saved to your Google Drive or made a copy of, go to Google Drive or press this link: [drive.google.com](https://drive.google.com)

11) When you are in classroom and want to change to another subject, go onto the three horizontal bars here:

☰ Year 7 - English

And then choose another subject:



The screenshot shows a mobile application interface with a sidebar menu. At the top, there is a hamburger menu icon followed by the text 'Year 7 - English'. Below this, the text 'And then choose another subject:' is displayed. The sidebar menu contains several items: 'Classes' with a house icon, 'Calendar' with a calendar icon, a section header 'Enrolled', 'To do' with a checklist icon, 'Year 7 - English' with a blue circle containing a white 'Y' (this item is highlighted with a light blue background), 'Year 9 - English' with a blue circle containing a white 'Y', and 'Year 11 Revision Material' with a blue circle containing a white 'Y'.

12) To switch to other apps such as mail and Google Drive click on this icon:

